

# A teacher's guide to school self-evaluation



Llywodraeth Cymru  
Welsh Government

[www.cymru.gov.uk](http://www.cymru.gov.uk)

## Key Stage 3 pack

### B. All Wales Core Data Sets contextual pack

**Further information**

Enquiries about this pack should be directed to:  
School Information and Improvement Branch  
Welsh Government  
Cathays Park  
Cardiff  
CF10 3NQ  
Tel: 029 2082 6014  
e-mail: [IMS@wales.gsi.gov.uk](mailto:IMS@wales.gsi.gov.uk)

**Additional copies**

This document can be accessed from the Welsh Government's website at [learning.wales.gov.uk](http://learning.wales.gov.uk)

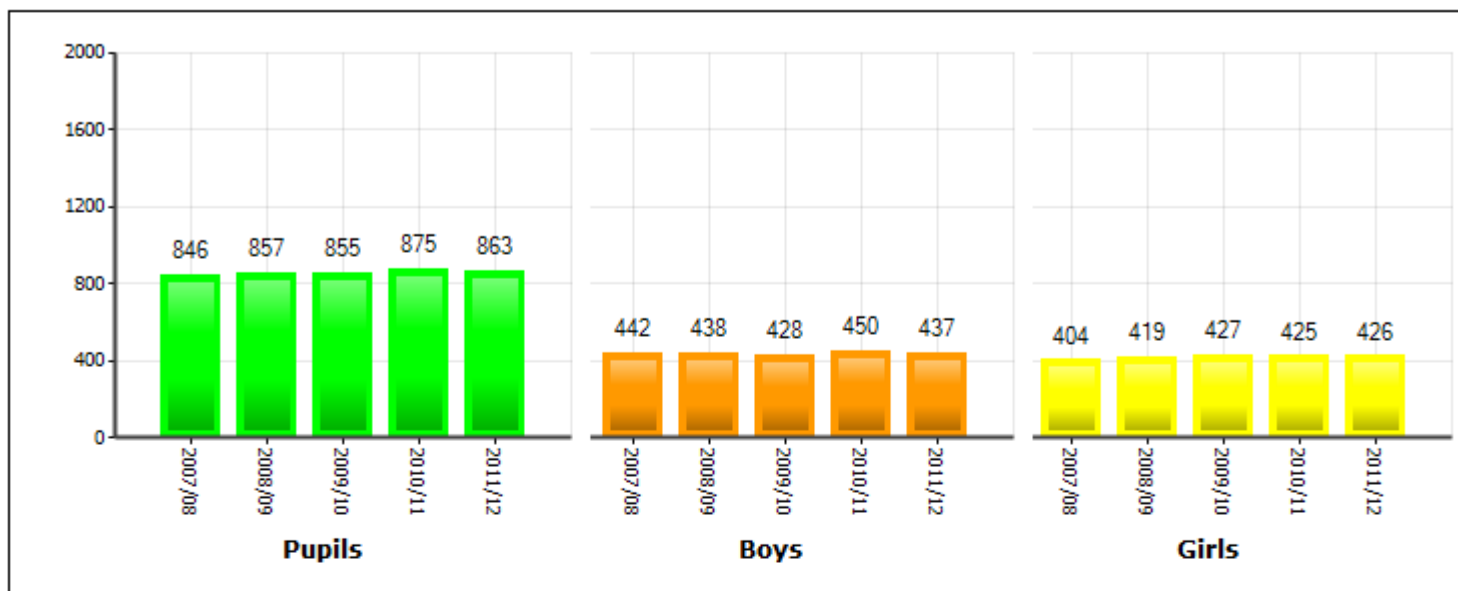
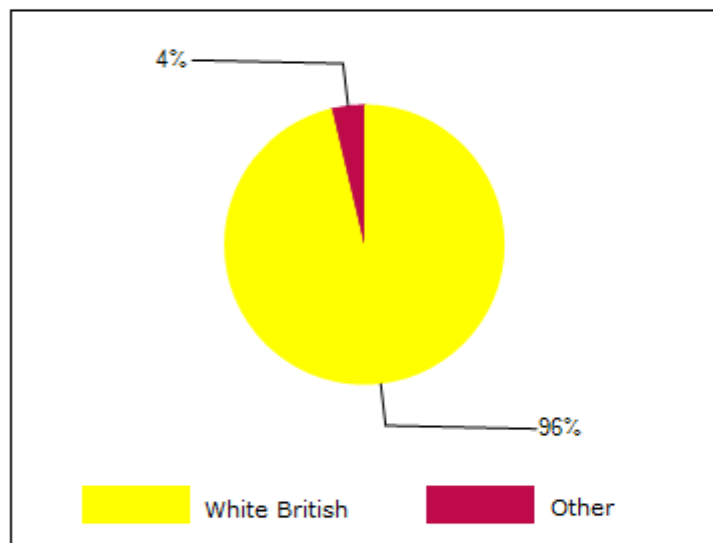


## Welcome to the KS3 Contextual Performance Dashboard

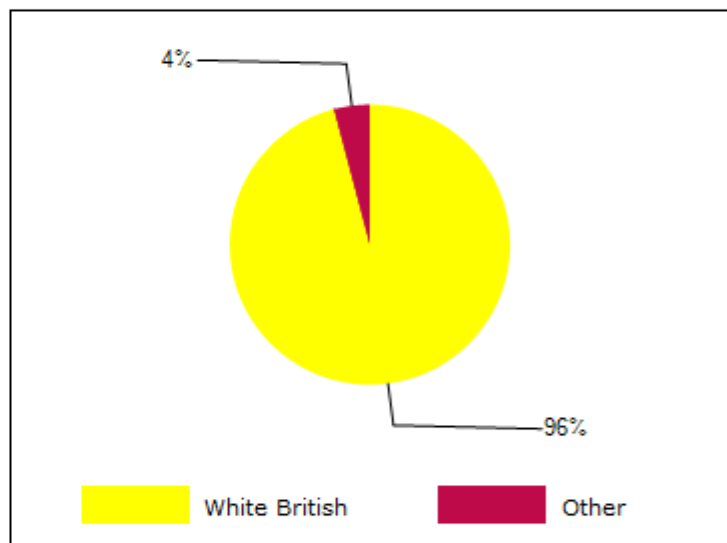
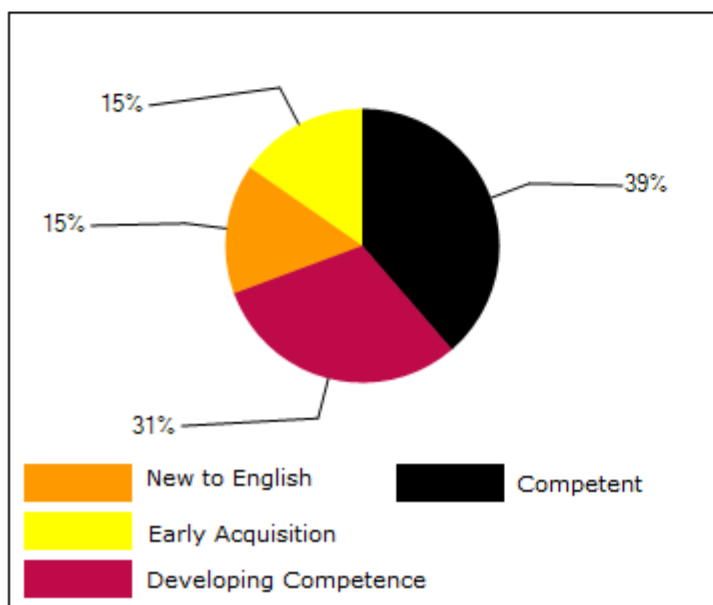
### KS3 Contextual Table of Contents

Click on the page number to go directly to the page

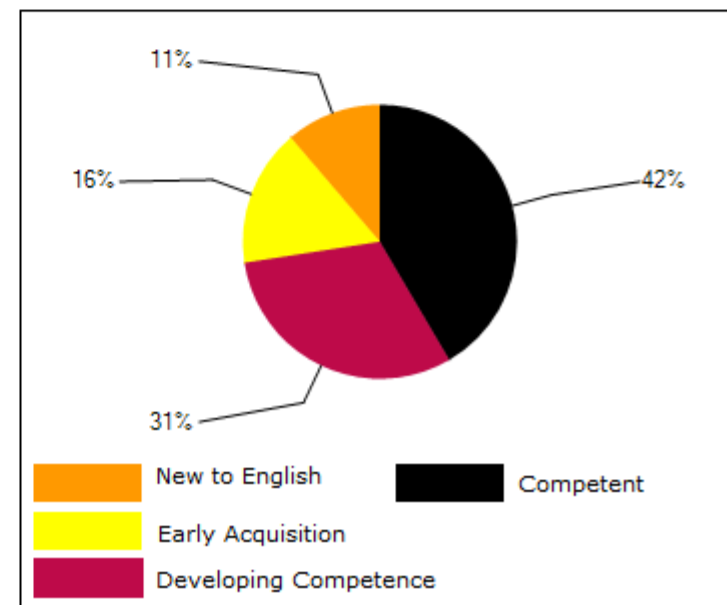
1.1a	Number of pupils of statutory school age by gender & year	Page 2
1.1b	Share of pupils by ethnic background, 2012 School	Page 2
	Share of pupils by ethnic background, 2012 Local authority	Page 2
1.1c	Share of EAL pupils by language acquisition level 2012 (n.b. see your PLASC return for no. of EAL pupils): School	Page 2
	Share of EAL pupils by language acquisition level 2012: Local authority	Page 2
1.2a	% of pupils subject to SEN provision by year	Page 3
1.2b	% of pupils of statutory school age entitled to free school meals - 3-year average	Page 3
1.3a	Cohort sizes by gender & year – KS3 (pupils in year group 9)	Page 4
1.3b	% of pupils achieving level 5 or above in each subject at KS3	Page 4

**1.1a** Number of pupils of statutory school age by gender and year**1.1b** Share of pupils by ethnic background, 2012 School

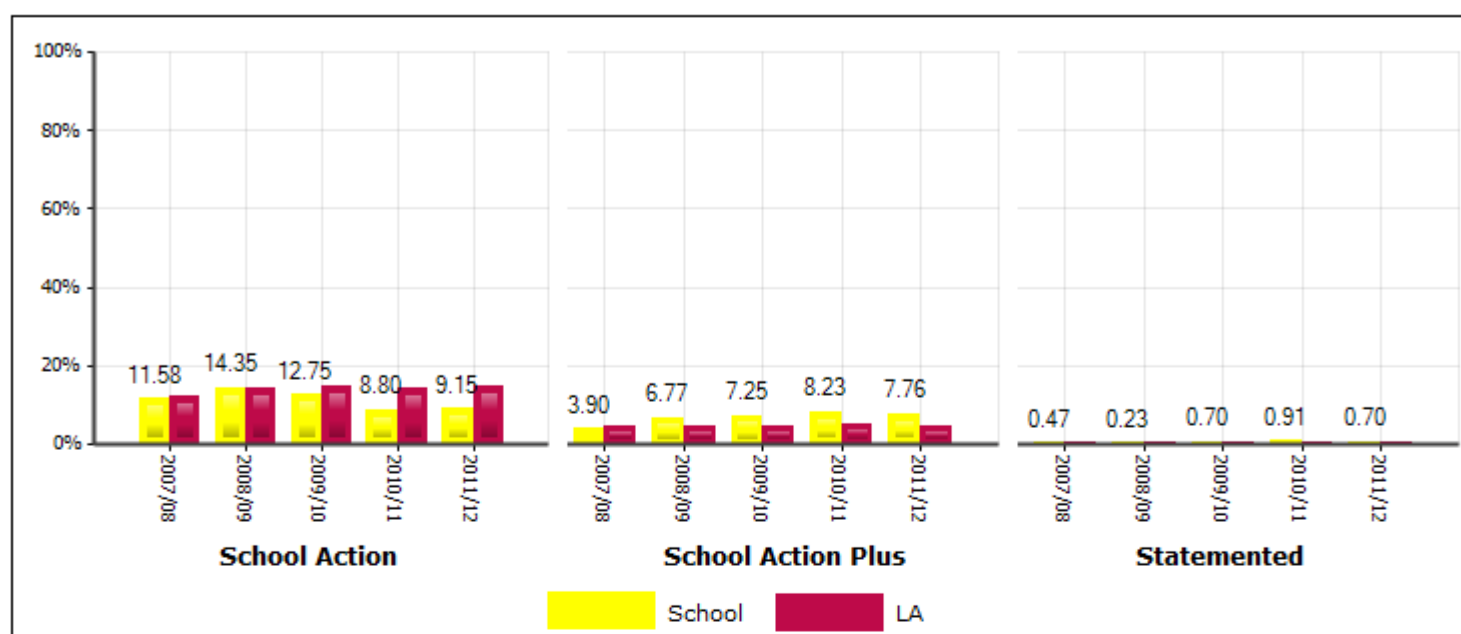
## Share of pupils by ethnic background, 2012 Local authority

**1.1c** Share of EAL pupils by language acquisition level 2012 (n.b. see your PLASC return for no. of EAL pupils): School

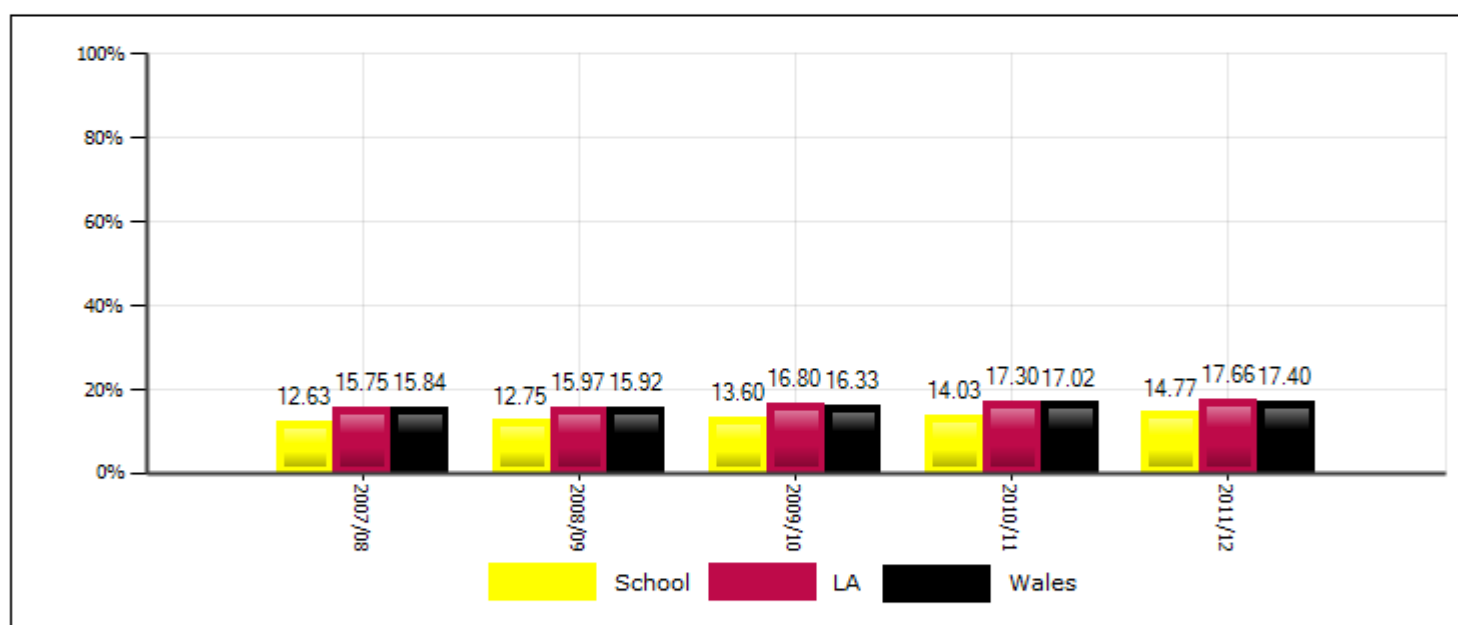
## Share of EAL pupils by language acquisition level 2012: Local authority



## 1.2a % of pupils subject to SEN provision by year



## 1.2b % of pupils of statutory school age entitled to free school meals - 3-year average

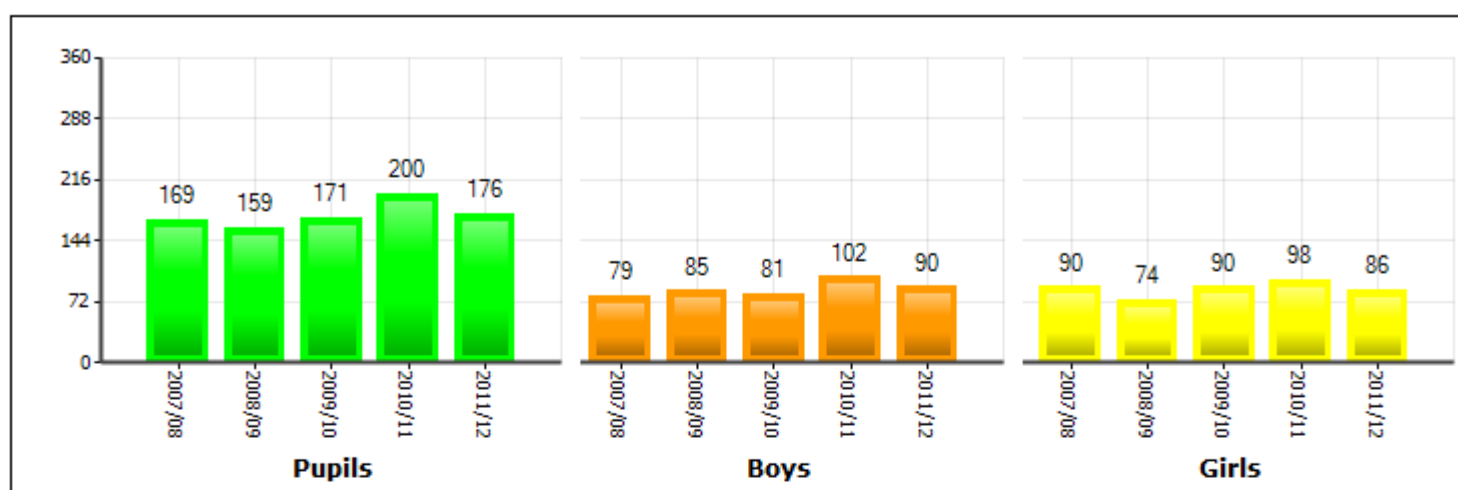


FSM benchmarking group - pupils of statutory school age eligible for FSM

Title	2007/08	2008/09	2009/10	2010/11	2011/12
1) Up to and including 10%					
2) Over 10% and up to and including 15%	12.63	12.75	13.60	14.03	14.77
3) Over 15% and up to and including 20%					
4) Over 20% and up to and including 30%					
5) Over 30%					

Source: January Pupil Level Annual Schools' Census (PLASC)

## 1.3a Cohort sizes by gender &amp; year – KS3 (pupils in year group 9)



## 1.3b % of pupils achieving level 5 or above in each subject at KS3

Title	School					LA	Wales
	2007/08	2008/09	2009/10	2010/11	2011/12	2011/12	2011/12
Core Subject Indicator	59.17	57.23	74.27	73.00	71.59	67.14	72.53
English	72.19	64.78	83.63	82.50	80.11	75.97	79.33
Welsh as First Language						81.82	84.21
Mathematics	71.01	71.70	83.63	80.00	80.11	77.16	81.08
Science	73.37	77.36	84.80	85.50	84.09	79.73	83.59
Art	83.43	69.18	76.61	91.00	84.09	84.26	85.51
Design and Technology	97.63	63.52	75.44	82.00	63.64	81.99	84.59
Geography	69.82	71.70	77.78	85.00	87.50	76.80	81.03
History	82.25	69.18	77.19	82.50	84.66	78.06	81.15
Information Technology	78.11	79.25	83.63	93.50	89.20	83.96	86.22
Modern Foreign Language	44.97	55.35	64.91	85.50	73.86	68.52	74.47
Music	55.62	79.25	80.12	80.00	80.11	80.92	83.57
Physical Education	93.49	63.52	71.93	74.50	72.16	74.12	82.18
Welsh as Second Language	54.44	62.89	70.18	72.00	69.32	68.12	68.24

Source: National Curriculum Assessments Database